

An Analysis of the San Francisco Eligible Metropolitan Area All Ryan White and San Francisco General Fund

For the 2016-2017 Contract Period

Presented to the HIV Community Planning Council
October 3, 2017

Presented By:

Flor Roman, ARIES Site Manager, SFPDH-HHS
Maria Lacayo, ARIES Site Manager, SFPDH-HHS

Additional Data Preparation By:

Matt Geltmaker, STD/HIV Program Director, San Mateo County
Health System

Kevin Lee, MPH, Senior Program Coordinator, Marin Dept. of Health
& Human Services

Joseph Cecere, Program Manager, SFPDH-HHS
Dean Goodwin, Assistant Director, SFPDH-HHS



San Francisco Department of Public Health, HIV Health Services (HHS)
25 Van Ness Ave., Suite 800
San Francisco, CA 94102 (628) 206-7691

Notes on the Data (1 of 2)

- **Reporting Period**: 3/1/16 to 2/28/17.
- **Funding Source**: All Ryan White Funds and SFDPH HHS General Funds
- **Date of Data**: These reports are based on the data in ARIES as of September 26, 2017 and are not reflective of the entire SF system of care or epidemiological data, and only those services funded by DPH HIV Health Services.
- **Total EMA Unduplicated Client Count (UDC)**:
N=7,340 (clients received a service in ARIES under those funding sources)

Notes on the Data (2 of 2)

- ❖ Data element responses are based upon client self-identification.
- ❖ “New” in ARIES refers to clients receiving HHS Ryan White/GF services under the new fiscal contract year. These are not necessarily “newly” diagnosed.
- ❖ “Missing” means the question was not asked and/or the data element was left blank.
- ❖ “Unknown” is a value selected by the provider, which means there was an attempt to collect the data but the client was unable to provide it.

Ryan White Eligibility Criteria:

- Ryan White services are for people living with HIV/AIDS who are low income and uninsured or underinsured. Ryan White funds are required to be the payer of last resort.
- Income eligibility for HHS funded services is 400% of the Federal Poverty Level (FPL) defined by the federal US Dept. Health and Human Services for a household size of 1: 400% of FPL is \$47,520 for 2016. Center of Excellence (CoE) services have a different eligibility income and are prioritized for those with the most severe needs, such as those who have incomes below 150% of FPL, are homeless and have multiple diagnoses, or represent communities traditionally experiencing health disparities.
- Some services are also available to the family members of people living with HIV/AIDS.

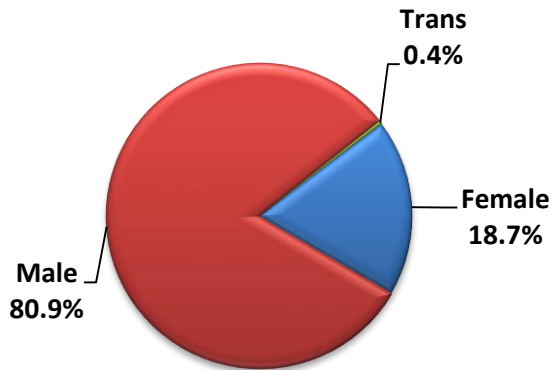
EMA Factoids

- **EMA-Wide** – The Unduplicated Client (UDC) is **7,340**
 - 557 or 7.6% of clients served in the EMA were “new” in ARIES
 - 39 or 0.53% died during the reporting period
 - 171 or 1.2% **shared clients** across counties within the EMA.
- **Marin County** – UDC is 278 or **3.8%** of total EMA UDC
 - 28 or 11.6% clients served in Marin were “new” in ARIES
 - 5 or 1.8% died during the reporting period
- **San Francisco County** – UDC is 6,696 or **91.2%** of total EMA UDC
 - 514 or 7.68% clients served in San Francisco were “new” in ARIES
 - 27 or 0.4% died during the reporting period
- **San Mateo County** –UDC is 537 or **7.3%** of total EMA UDC
 - 49 or 9.1% clients served in San Mateo were “new” in ARIES
 - 8 or 1.5% died during the reporting period

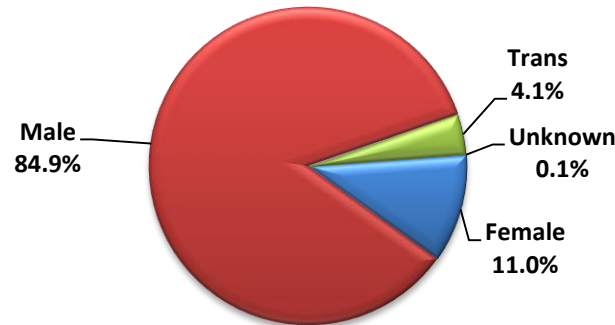
Current Gender for EMA

Female	Male	Transgender	Unknown
n=852	n=6,210	n=272	n=6
11.6%	84.6%	3.7%	0.1%

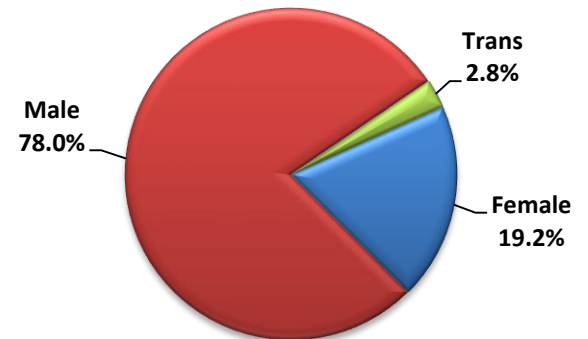
Marin



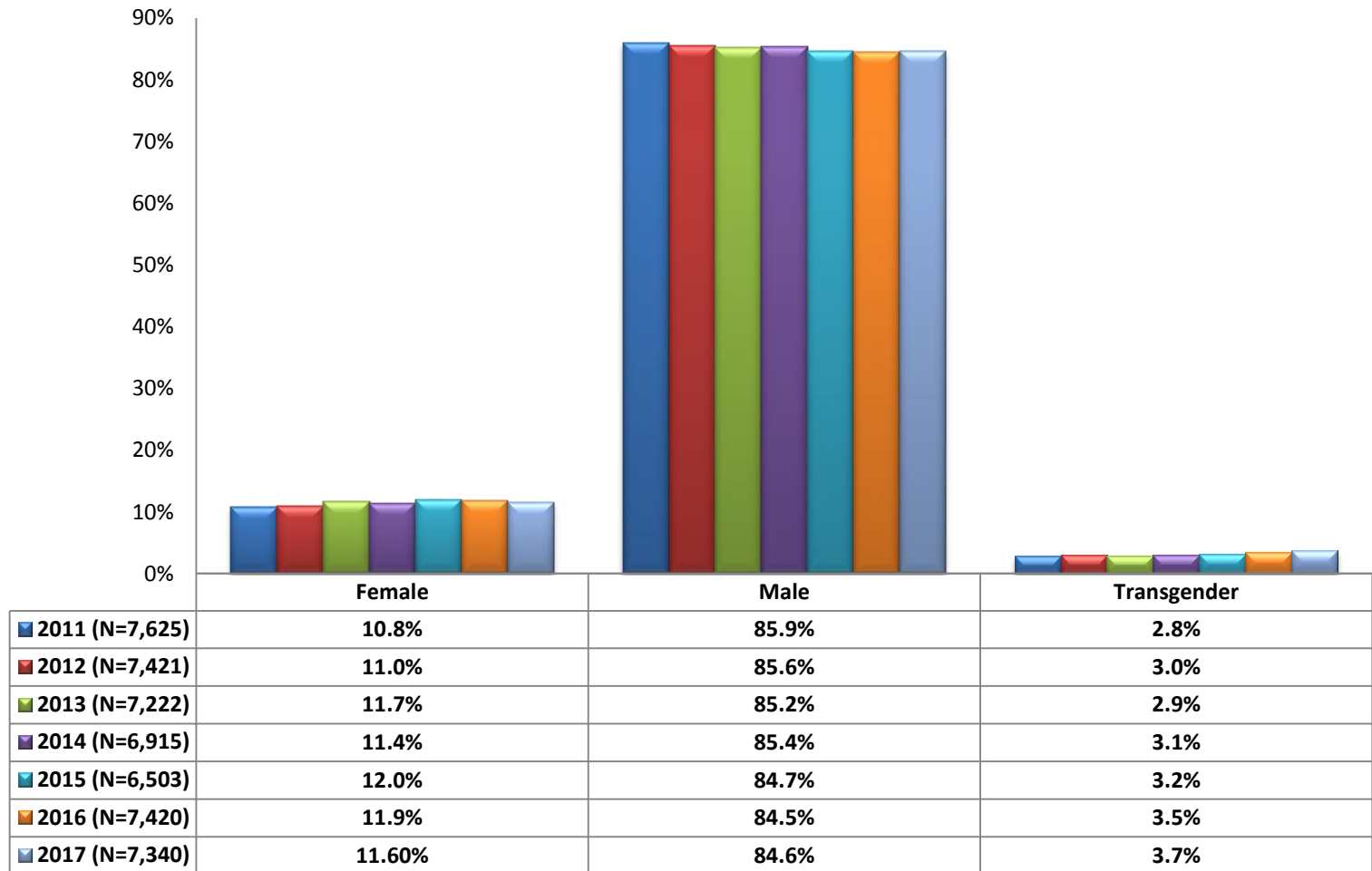
San Francisco



San Mateo



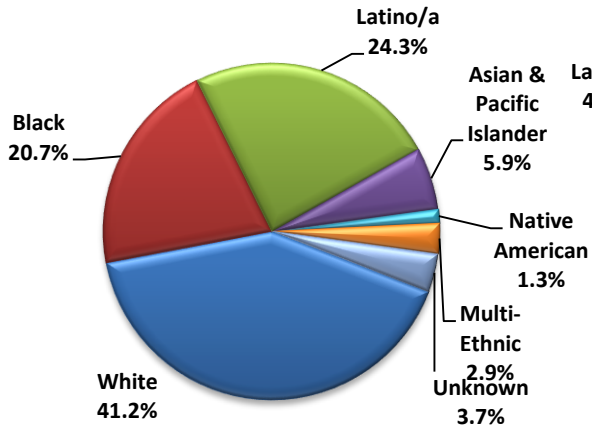
EMA by Current Gender 2011-2017



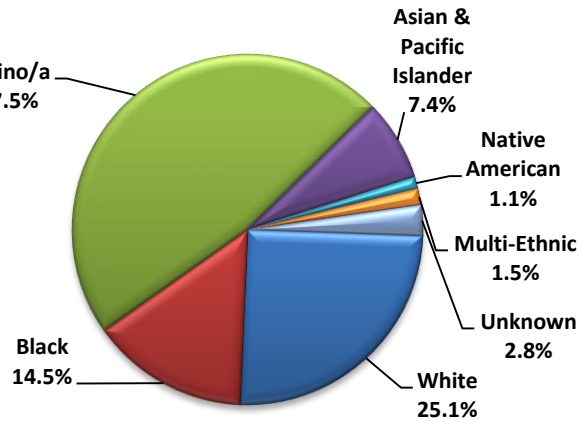
Race for EMA

White	Black	Latino	Asian & Pacific Islander	Native American	Multi-Ethnic	Unknown
n=3,000	n=1,459	n=1,896	n=441	n=100	n=199	n=245
40.9%	19.9%	25.8%	6%	1.4%	2.7%	3.3%

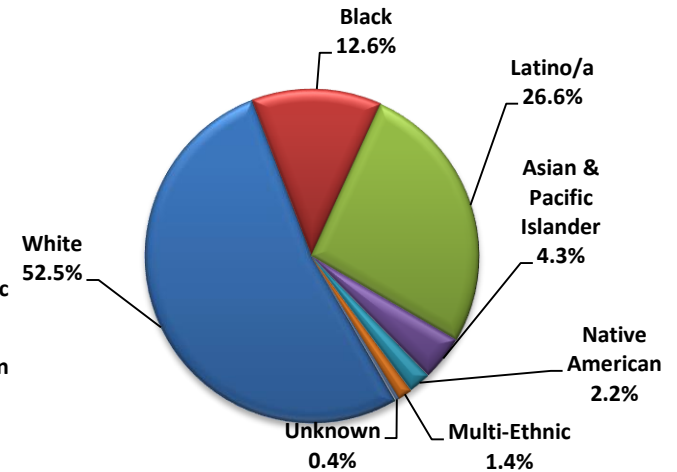
San Francisco



San Mateo



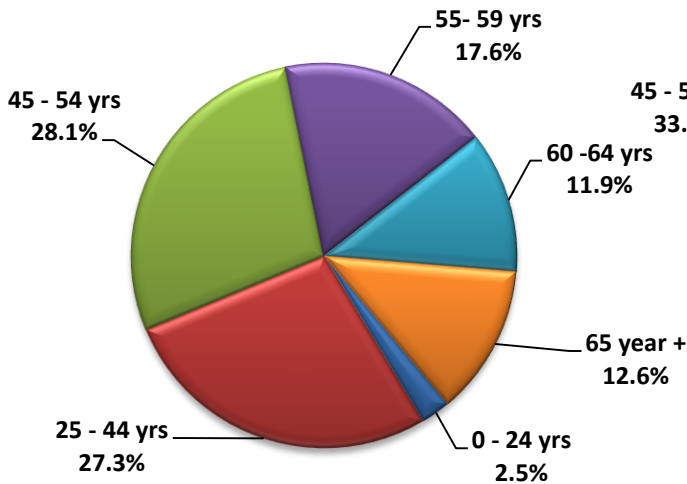
Marin



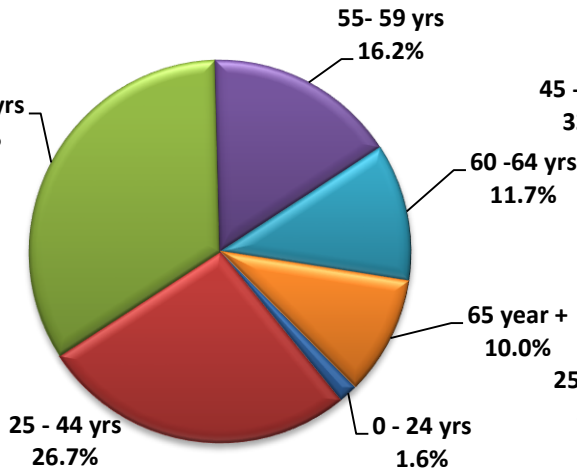
AGE for EMA

0 - 24 years	25 - 44 years	45 - 54 years	55- 59 years	60 -64 years	65 years & older
n=113	n=2,022	n=2,460	n=1,169	n=844	732
1.6%	27.5%	33.5%	15.9%	11.5%	10%

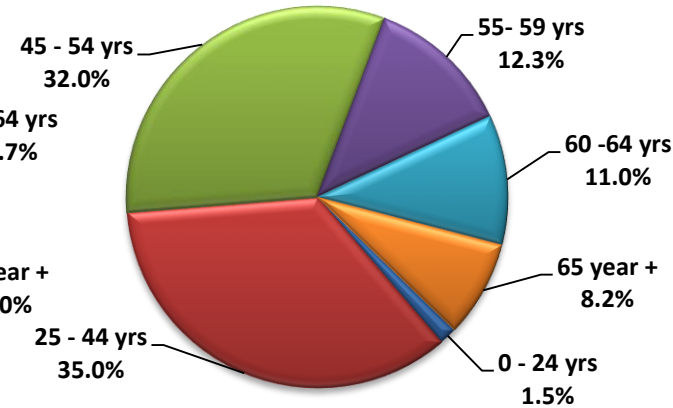
Marin



San Francisco



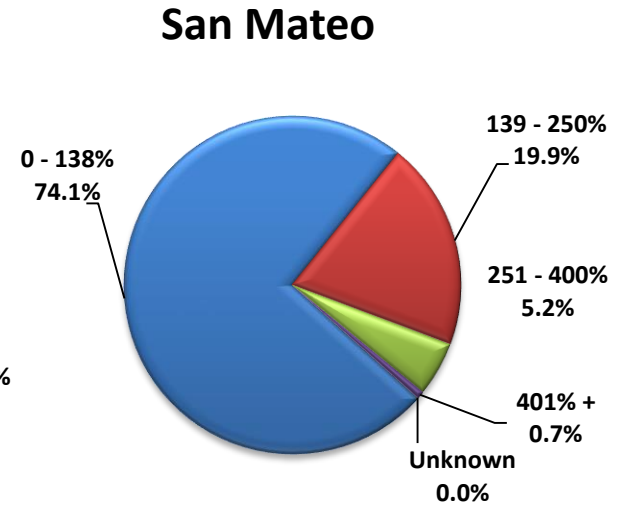
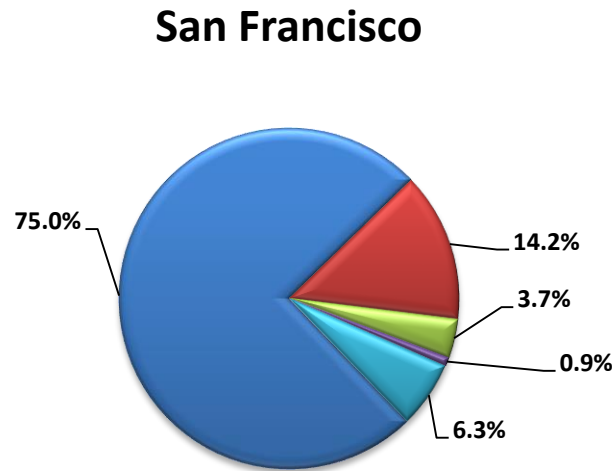
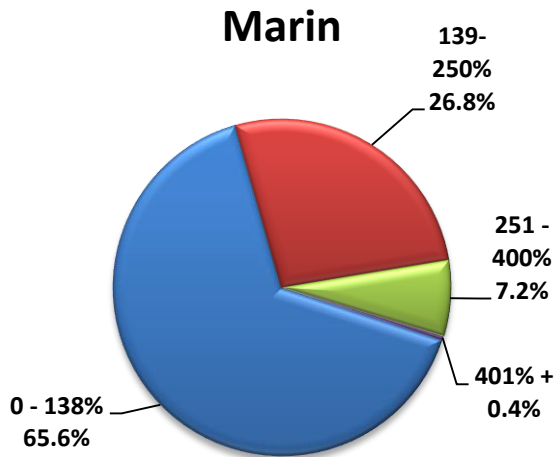
San Mateo



Federal Poverty Level Percentage for EMA

*FPL is based on household income and size

0 - 138%	139 - 250%	251 - 400%	401% +	Unknown
n=5,420	n=1,109	n=290	n=60	n=461
73.8%	15.1%	3.6%	1.0%	6.3%



Current Living Situation:

Categories and Definitions

STABLE: Client owns, rents or is in an assisted living facility. Client is in housing for more than 6 months.

EMA: 67% Marin: 57.2% SF:68.2% San Mateo:56.4%

TEMPORARY: Client is in a transitional or treatment program, in jail or hospital/medical facility, or staying with friends. Client is in this situation for less than 6 months.

EMA: 22% Marin: 36.3% SF:20.1% San Mateo:38.9%

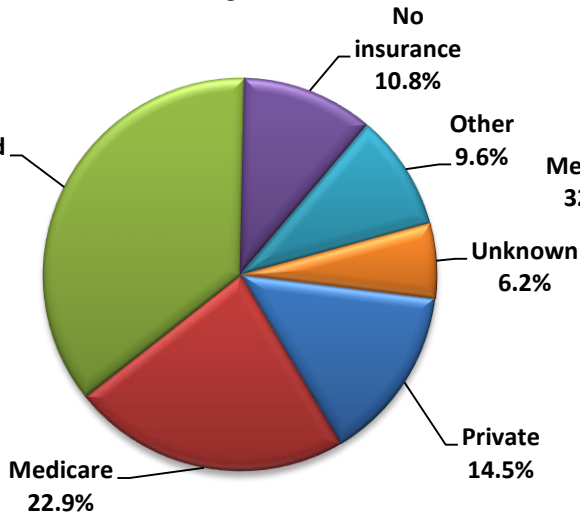
UNSTABLE: Client is homeless stays mostly in streets, parks, car or shelters. Client does not know their daily housing situation.

EMA: 5% Marin: 4.7% SF:5.2% San Mateo:3.4%

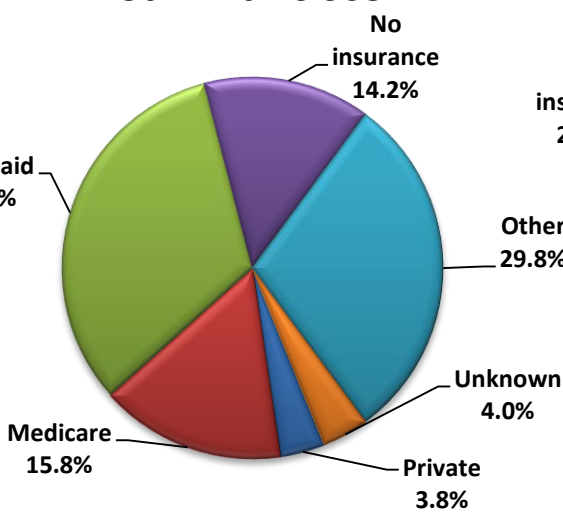
Insurance Status for EMA

Private	Medicare	Medicaid	No insurance	Other	Unknown
n=595	n=2,212	n=4,583	n=2,024	n=4,067	n=546
8.0%	30.1%	62.4%	27.6%	55.4%	7.4%

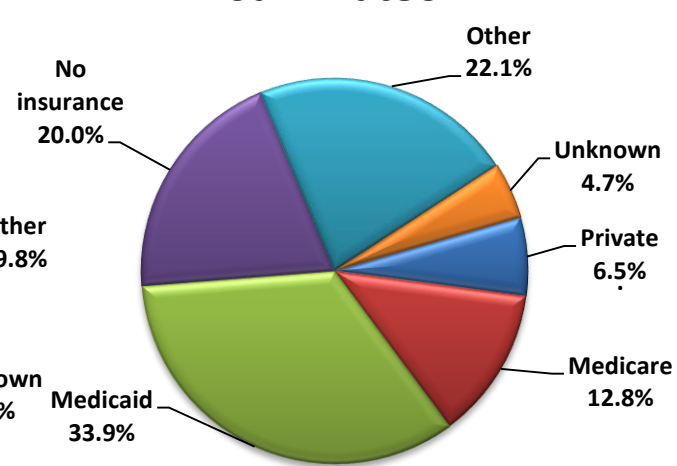
Marin



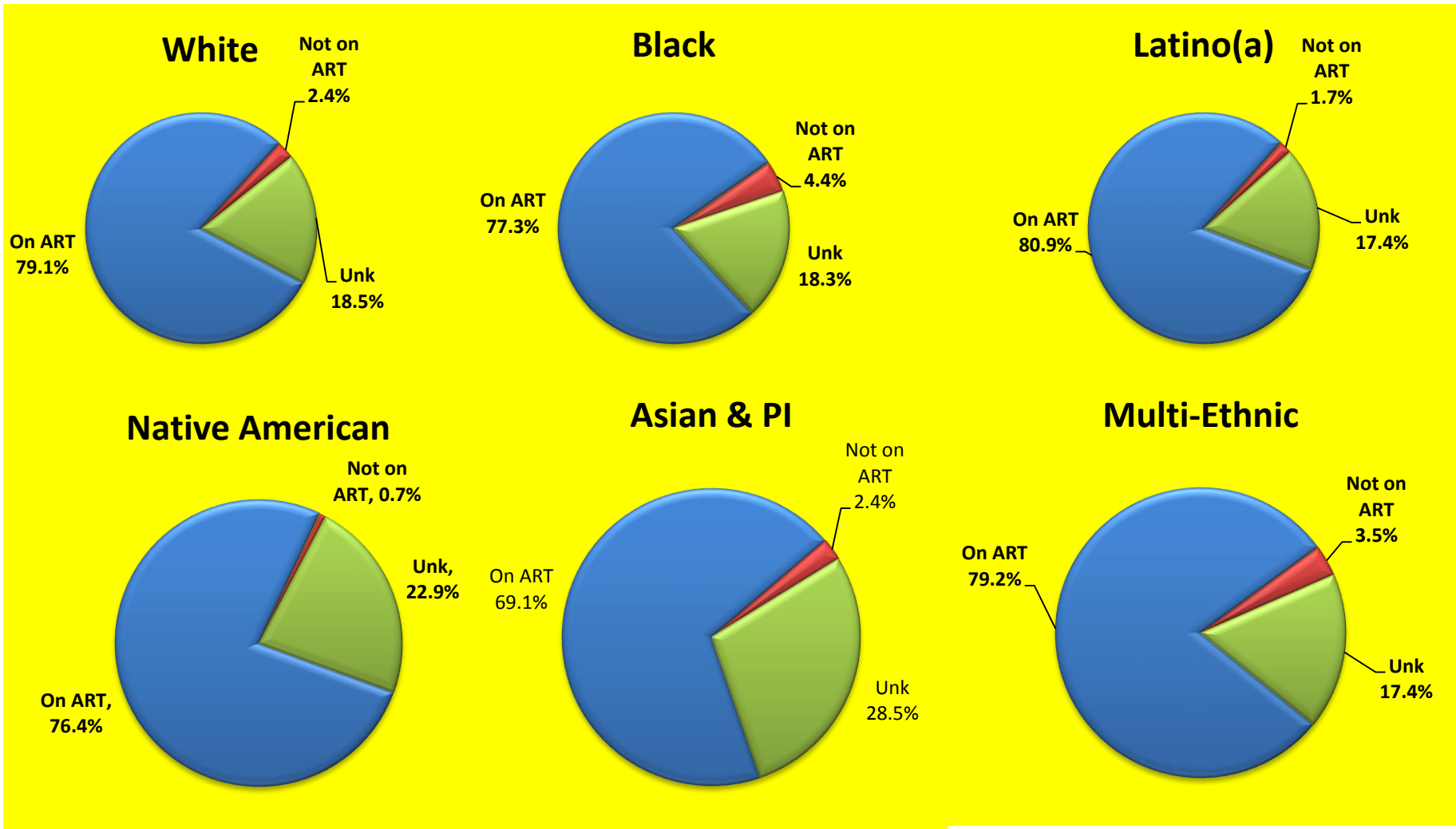
San Francisco



San Mateo



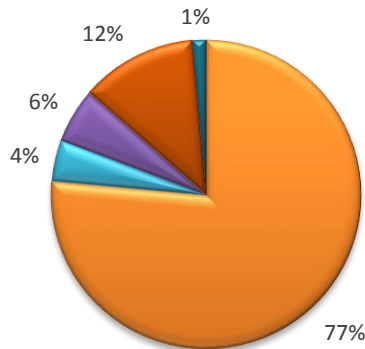
EMA ART By Race*



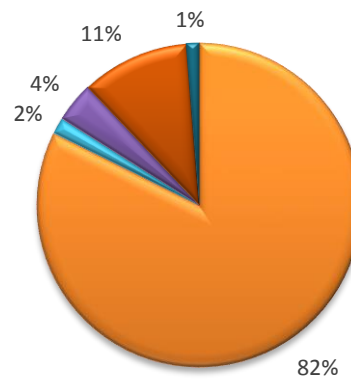
* Filtered by UDC who received Primary Care Service.

EMA Race by Viral Load*

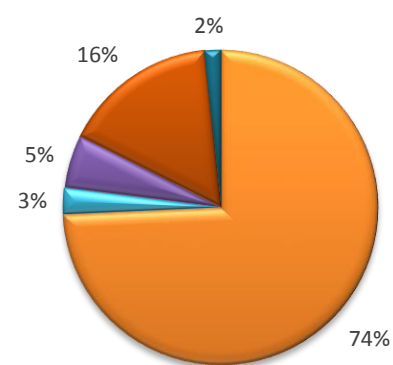
Native American (n=36)



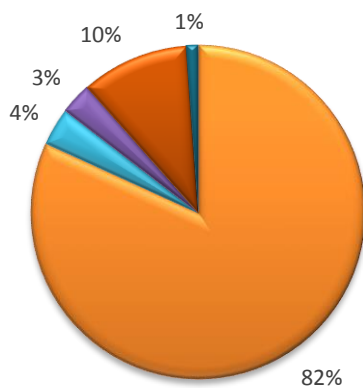
Asian & Pacific Islander (n=249)



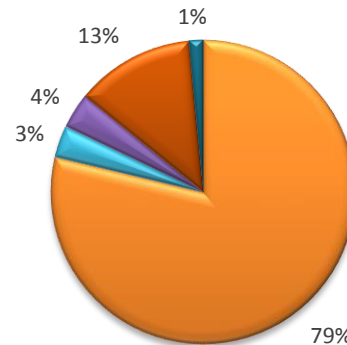
Black (N=864)




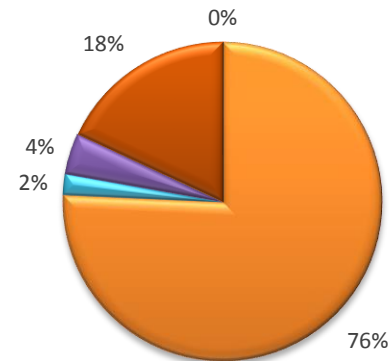
Latino(a) (n=1,103)



White (n=1,612)



Multi-Ethnic (n=144)



* Filtered by UDC who received Primary Care Service.